

Salwan Public School, Gurugram

HOLIDAY HOMEWORK

CLASS 1

Dear Children,

Summer Vacation is a time full of fun and frolic, going for picnics, playing for long hours, exploring new places and much more. But dear children, there is a lot more to do to make your vacation more interesting and meaningful. We have planned some interesting activities for you. So get ready to enjoy your summer vacation!

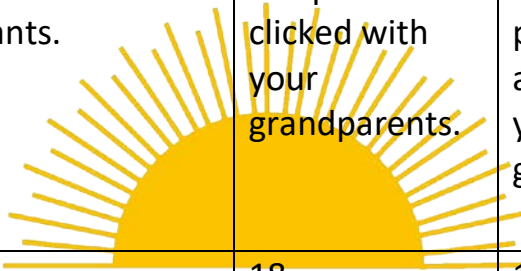
Learning is fun

- Complete all the activities during the vacation.
- Original drawings/illustrations and creative use of material will be appreciated.
- Parents are requested to guide the children to complete the task on their own.
- Children take up certain responsibilities and enjoy the holidays with your family.
- Go for walks with your family, you will realize you have two of the God's greatest gifts NATURE and YOUR FAMILY. Thank God for these gifts.
- Help your parents, grandparents and even your younger brothers and sisters.
- Play outdoor games, go for cycling, hide and seek, anything that will make you run.
- On TV watch animal planet, discovery channel, national geographic etc.
- Use the MAGIC WORDS..... PLEASE, SORRY, THANK YOU, EXCUSE ME.... appropriately.

Note: Kindly submit the homework in a handmade folder.

HOLIDAY CALENDAR

1 Help your mother with her work.	2 Go to a park.	3 Visit to the Grandparents house.	4 Spend a day with your cousins.	5 Make lemonade with your mom.
6 Go on Nature walk with your grandparents.	7 Help your grandparents in their work.	8 Clean and arrange your room.	9 Enjoy kid's movie with your family.	10 Help mom in arranging dinner table.
11 Make Father's Day card to surprise him.	12 Water the plants.	13 Get pictures clicked with your grandparents.	14 Click photographs of any 3 plants in your home or garden.	15 Narrate a story to your father.
16 Water the plants in your home.	17 Father's Day outing, Give your card to him.	18 Find your old toys to donate.	19 Make a painting with oil pastels.	20 Accompany your mother for shopping.
21 International Yoga Day- Do yoga with your Family.	22 Discussion on 'Good Habits' with parents.	23 Enjoy "Bubble Bath" (shampoo and water in a tub)	24 Go for the Airport metro ride.	25 Watch the sunset and sunrise.
26 Visit Doll Museum	27 Check the completion of your Holiday Homework.	28 Check your school uniform clean and ironed.	29 Polish your school shoes.	30 Enjoy quality time with your family.



SERVICE BEFORE SELF

MATHEMATICS

Q1. Circle the number names (1-15) hidden in the following crossword.

A	F	X	B	T	W	E	L	V	E
R	I	O	W	W	N	M	E	N	N
S	V	E	X	E	I	G	H	T	N
E	E	T	E	N	L	L	W	H	E
V	P	I	O	T	I	O	L	I	E
E	X	Y	P	Y	R	N	L	R	T
N	S	O	T	H	R	E	E	T	R
I	F	I	F	T	E	E	N	E	U
N	O	N	B	R	S	F	L	E	O
E	O	E	L	E	V	E	N	N	F

Q2. SHAPE CHIME ACTIVITY

Make the following shapes, sticking colourful ice-cream sticks:

- Rectangle
- Triangle
- Square
- Star
- Diamond

Make a shape chime (just like a wind chime) and use a string to hang these shapes. It will be displayed in the class. You can add your creativity to it.

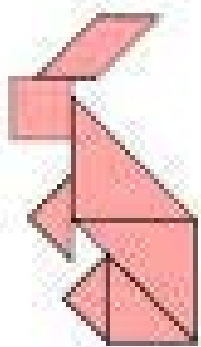
Q3. Record the birthdays of your family members and arrange them in ascending order i.e. starting from the month of January to December.




PROJECT- FUN WITH TRIANGLES

Q4. Help your child in making any one pattern from below by using a tangram on A4 size sheet.

(TANGRAM - Invented by China, a tangram is a two-dimensional re-arrangement puzzle created by cutting a square into seven pieces – seven geometric shapes called “tans”).



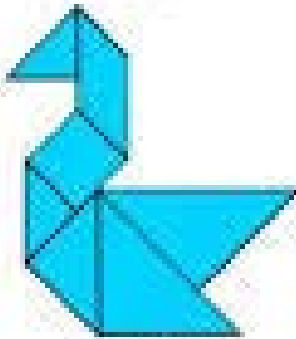
rabbit



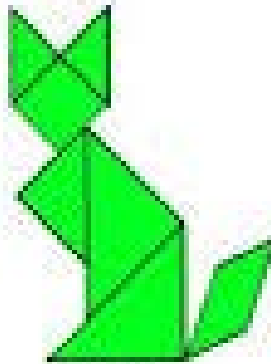
dog



horse



swan



cat



fish

- Use thick sheet to make cutouts and enjoy the fun activity.

Q5. Complete the information about yourself in numbers only.

a) Letters in my name _____

b) My age _____

c) My class _____

d) My Weight _____


e) Members in my family _____

f) Number of teeth I have _____

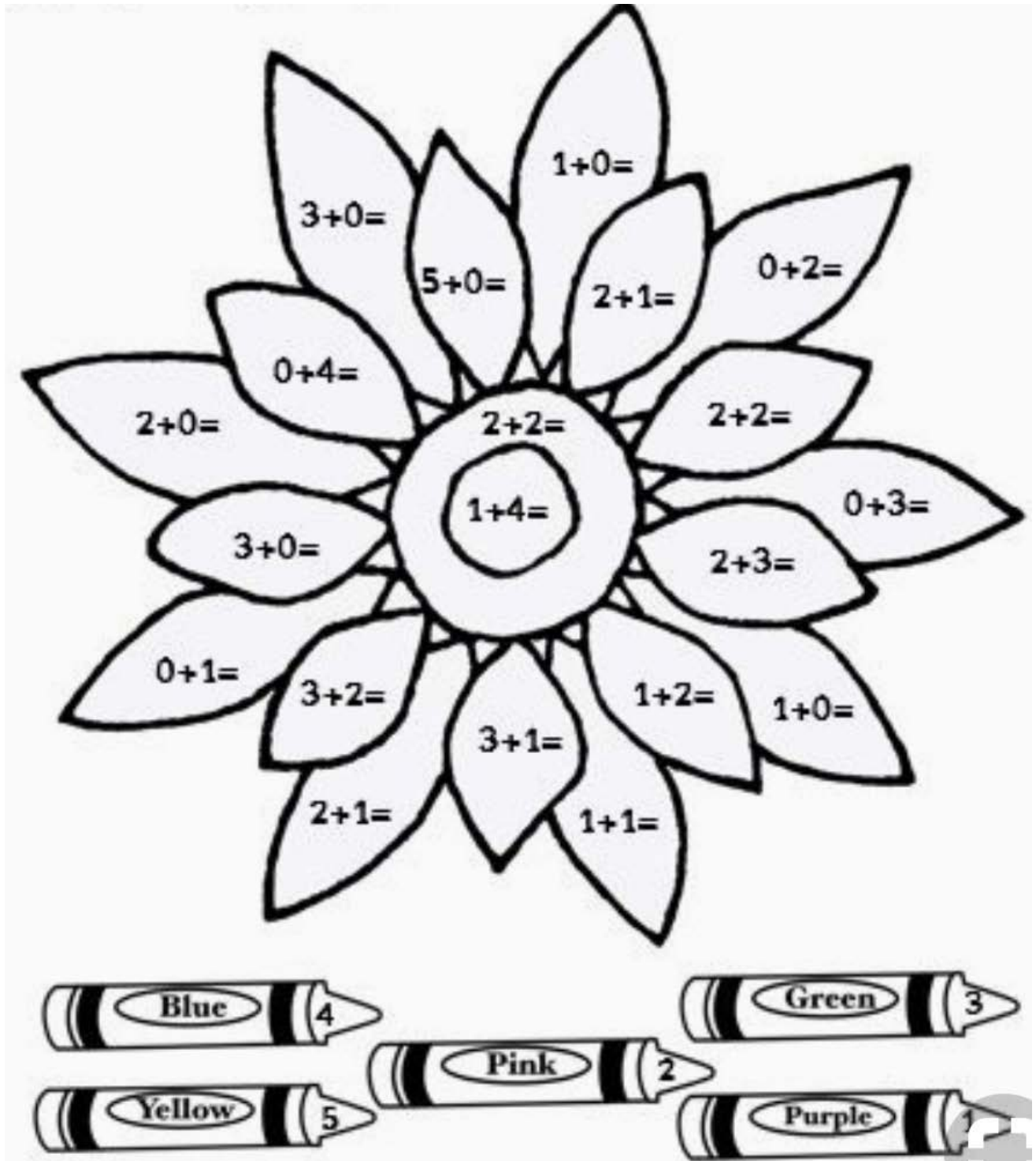
g) My shoe size _____

h) My father `s contact number _____


i) My mother `s contact number _____

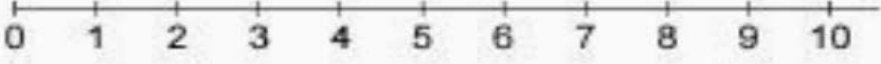


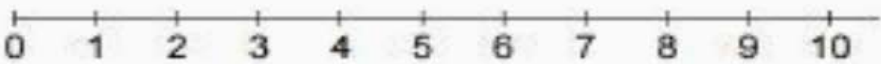
Q6. Add and then colour all the sums using the colour key below.





Addition Number Lines


$2 + 3 = \square$ 


$7 + 1 = \square$ 

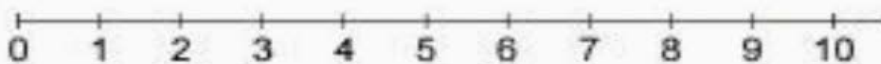
$1 + 4 = \square$ 

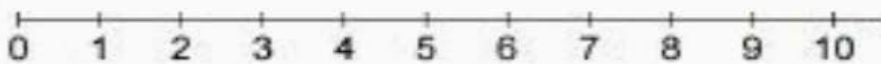
$6 + 2 = \square$ 

$2 + 7 = \square$ 

$3 + 6 = \square$ 

$1 + 1 = \square$ 

$5 + 4 = \square$ 

$1 + 6 = \square$ 

ENGLISH

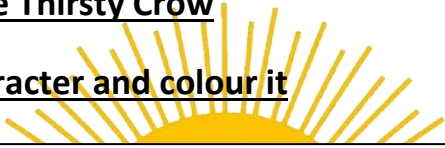
“Reading is to the mind, what exercise is to the body.” Indulge yourself during your holidays in reading the book ‘Famous Fables’ and doing interesting activities during the summer vacation.

Read first five stories of Famous Fables.

A. Do the following activities related to the stories.

1. Name of the story: The Thirsty Crow

Draw your favourite character and colour it



A large, empty rounded rectangular box for drawing.

Find three naming words and make one sentence on each.

2. Name of the story: The Lion's Friend

Write the name of your favourite character and what do you like about it?

3. Name of the story: The Trap

Frame your own titles for the story.



- _____

- _____

4. Name of the story: The Fox and the Crane

Find three plural nouns from the story and make one sentence on each.

5. Name of the story: The Hare and the Tortoise

Give a new end to the story.

B. Make a puppet of any one character from the stories which you have read and learn five lines about it.

Present and introduce your puppet in class on July 8, 2019.

Roll No.

1-6

7-12

13-18

19-24

25 onwards

Story book

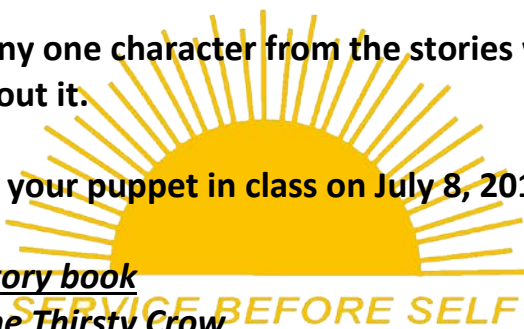
The Thirsty Crow

The Lion's Friend

The Trap

The Fox and the Crane

The Hare and the Tortoise



C. Father's Day Card

Every 3rd Sunday of June is celebrated as Father's Day.

Make a beautiful card expressing your love and regard for your father.

D. Colour the masculine gender words in YELLOW and feminine gender words in GREEN.

brother

master

niece

duck

wife



priest

lady

bull

sir

hen

E. Name – Game

Make a table and complete it with suitable naming words on A-4 Size sheets.

Example is given below:

Alphabet (A to Z)	Name	Place	Animal	Thing
A	Anu	America	Ant	Almirah

F. Write five lines on your favourite cartoon character.



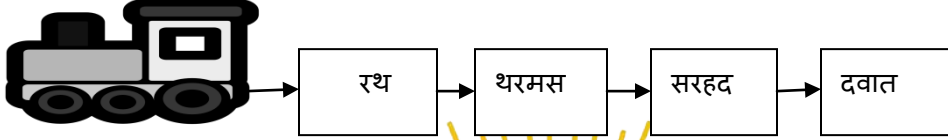
SERVICE BEFORE SELF

हिन्दी ग्रीष्मवाकाश गृह कार्य

कक्षा - प्रथम

1- कोई एक शिक्षाप्रद कहानी या कविता याद करें और छुट्टियों के बाद कक्षा में हाव-भाव सहित सुनाएँ ।

2- शब्द अंताक्षरी - शब्दों की रेलगाड़ी बनाएँ । (चार शब्द)



3- एक चित्र द्वारा अपनी एक अच्छी आदत को बना कर रंग भरें व दो वाक्य याद करें और छुट्टियों के बाद कक्षा में सुनाएँ । (A-3 sheet)

4- गर्मी के मौसम में खाए जाने वाले फल और सब्जियों (कोई चार) के चित्र दो अलग-अलग (A-3 sheet) पर चिपकाकर उनके नाम लिखिए।