

SALWAN PUBLIC SCHOOL, GURUGRAM  
HOLIDAY HOMEWORK  
CLASS-2

Dear Children,

Summer Vacation is a time full of fun and frolic, going for picnics, playing for long hours, exploring new places and much more. But dear children, there is a lot more to do to make your vacation more interesting and meaningful. We have planned some interesting activities for you. So get ready to enjoy your summer vacation!

Learning is fun





- Complete all the activities during the vacation.
- Original drawings/illustrations and creative use of material will be appreciated.
- Parents are requested to guide the children to complete the task on their own.
- Children take up certain responsibilities and enjoy the holidays with your family.
- Go for walks with your family, you will realize you have two of the God's greatest gifts NATURE and YOUR FAMILY. Thank God for these gifts.
- Help your parents, grandparents and even your younger brothers and sisters.
- Play outdoor games, go for cycling, hide and seek, anything that will make you run.
- On TV watch animal planet, discovery channel, national geographic etc.
- Use the MAGIC WORDS..... PLEASE, SORRY, THANK YOU, EXCUSE ME.... appropriately.

**Note: Kindly submit the homework in a handmade folder.**

# MATHEMATICS

- Revise “Multiplication Tables from 2-5 .Write any one table on a A4 size coloured sheet.
- Write the counting 500-1000 in Maths notebook.
- Fun and creativity with shapes. Make a scenery or a figure such as clown, house, train, robots etc using various shapes such as circle, oval, rectangle, triangle, etc.
- Write down everyday’s maximum temperature in your maths notebook and find out whether the temperature (numbers) is in ascending or descending. Note down the temperature from the news paper
- Practice Addition with carry over and even/odd numbers in a rough notebook .

## WORKSHEET -1

<p>My ones digit is three more than my tens digit. I have 9 ones. What am I?</p> 	<p>I am an even number between <math>(67+1)</math> and <math>(75-2)</math>. I am 67 rounded to the nearest ten. What am I?</p> 
<p>I am more than forty. The sum of my digits is eight. My ones digit is 1. What am I?</p> 	<p>I am an even number. I am less than 90. I am <math>614-542</math>. What am I?</p> 









# WORKSHEET -2

Name: \_\_\_\_\_

## Expanded Form



Directions: Fill in the chart below to show how many hundreds, tens and ones. The first one has been done for you.

	Hundreds	Tens	Ones		
 234	200	+	30	+	4
 513		○		○	
 673		○		○	
 947		○		○	
 682		○		○	
 870		○		○	
 701		○		○	
 457		○		○	

Name \_\_\_\_\_



# Mental Math

Number	10 More	10 Less	100 More	100 Less
476				
261				
852				
758				
663				
329				
165				

Instructions :- Colour the castle after calculating the result using the colour code given below and watch the beautiful castle come alive.

The castle diagram consists of several parts, each labeled with a multiplication problem:

- Top left flag:  $6 \times 4$
- Top right flag:  $6 \times 8$
- Central tower roof:  $6 \times 3$
- Central tower balcony:  $6 \times 10$
- Central tower window:  $6 \times 6$
- Central tower base:  $6 \times 9$
- Left tower roof:  $6 \times 3$
- Left tower wall:  $6 \times 2$
- Left tower window:  $6 \times 10$
- Left tower base:  $6 \times 8$
- Left tower archway:  $6 \times 7$
- Left tower window:  $6 \times 10$
- Right tower roof:  $6 \times 3$
- Right tower wall:  $6 \times 2$
- Right tower window:  $6 \times 10$
- Right tower base:  $6 \times 3$
- Right tower archway:  $6 \times 2$
- Right tower window:  $6 \times 10$
- Bottom left wall:  $6 \times 10$
- Bottom left window:  $6 \times 6$
- Bottom right wall:  $6 \times 8$
- Bottom right window 1:  $6 \times 6$
- Bottom right window 2:  $6 \times 6$
- Bottom right archway:  $6 \times 7$
- Bottom right window 3:  $6 \times 6$
- Bottom right window 4:  $6 \times 6$

Color key:

12	18	24	30	36	42	48	54	60



# WORKSHEET- 5

Name: \_\_\_\_\_









































































Date: \_\_\_\_\_



## Roll and Multiply

Directions: Roll two dice, write the numbers in the hearts and multiply to find the product.



 <b>x</b>  = 	 <b>x</b>  = 
 <b>x</b>  = 	 <b>x</b>  = 
 <b>x</b>  = 	 <b>x</b>  = 
 <b>x</b>  = 	 <b>x</b>  = 
 <b>x</b>  = 	 <b>x</b>  = 
 <b>x</b>  = 	 <b>x</b>  = 
 <b>x</b>  = 	 <b>x</b>  = 
 <b>x</b>  = 	 <b>x</b>  = 
 <b>x</b>  = 	 <b>x</b>  = 
 <b>x</b>  = 	 <b>x</b>  = 
 <b>x</b>  = 	 <b>x</b>  = 
 <b>x</b>  = 	 <b>x</b>  = 

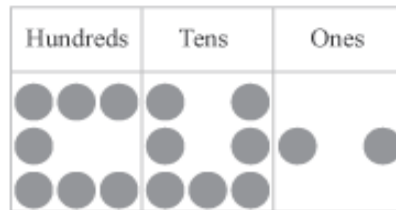
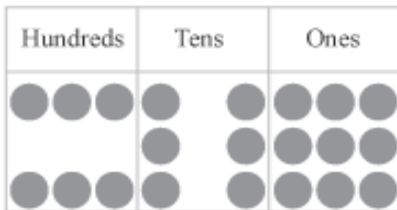
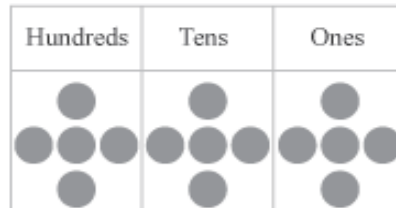
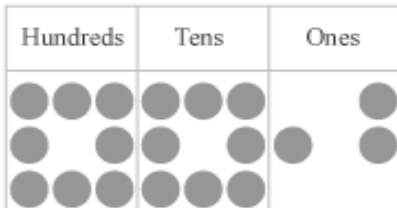


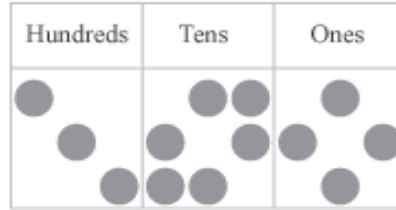
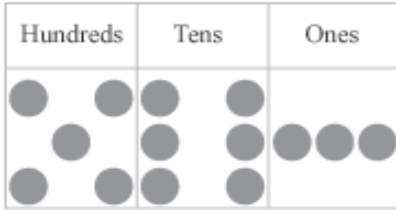


# WORKSHEET- 6

## Place Value Charts

Name: \_\_\_\_\_ Score: \_\_\_\_\_

Write the following numbers in words



# Rabbit Riddle


Name \_\_\_\_\_ Date \_\_\_\_\_

Solve the two digit addition problems and write the answer underneath. Then find the letter that goes with the answer in the circle to solve the code.

A	B	C	D	E	F	G	H	I	J	K	L	M
783	865	888	790	548	800	560	506	435	543	690	789	897
N	O	P	Q	R	S	T	U	V	W	X	Y	Z
987	700	600	380	100	559	455	387	300	200	999	898	120

What kind of beans grow in the Easter Bunny's garden?

210	428	387	536	672
+333	+120	+402	+253	+226



742	148	370	543	428
+123	+400	+413	+444	+131





# WORKSHEET- 8

## Crack the code- Penguin Facts

A	=	1	K	=	11	U	=	21
B	=	2	L	=	12	V	=	22
C	=	3	M	=	13	W	=	23
D	=	4	N	=	14	X	=	24
E	=	5	O	=	15	Y	=	25
F	=	6	P	=	16	Z	=	26
G	=	7	Q	=	17			
H	=	8	R	=	18			
I	=	9	S	=	19			
J	=	10	T	=	20			

1) What do Penguins eat?

\_\_\_\_\_ , \_\_\_\_\_ , \_\_\_\_\_

11 18 9 12 12 , 19 17 21 9 4 and 6 9 19 8

2) What is the smallest species of penguin called?

\_\_\_\_\_ , \_\_\_\_\_ , \_\_\_\_\_

12 9 20 20 12 5 , 2 12 21 5 16 5 14 7 21 9 14

3) How fast can some Penguins swim?

\_\_\_\_\_ , \_\_\_\_\_

6 9 6 20 5 5 14 , 13 16 8

4) How many different species of Penguins are there?

\_\_\_\_\_

14 9 14 5 20 5 5 14

## English

- *Research Work*. (To be done on colourful A4 size sheets and attach them in a file)

Collect pictures of different types of clocks and paste it. Write their names also. Imagine if there were no clocks in the world then what do you think would happen?

Write 4 to 5 lines to illustrate your imagination.

- *Reading is Fun*: Read the prescribed book –Famous Fables: Volume 2

Children can read five stories from the above book (1-5) and will be able to narrate it in the class. (any one)



**Optional Reading:** Read any book of your choices, for example Dr. Seuss' series, Clifford the Red Big Dog series, Penguin books.

### *Be Creative*

- Make picture cards / flash cards according to our roll no. (Each child will make minimum 5 cards)

Roll no. 1 to 7- Common Nouns and Proper Nouns

Roll no. 8 to 14-Action Verbs

Roll no. 15 to 21-Articles

Roll no. 22 to 28-Antonyms

Roll no. 29 to 34- Word Dictionary




सलवान पब्लिक स्कूल,  
सैक्टर 15 पार्ट II, गुरुग्राम  
ग्रीष्मावकाश गृहकार्य, कक्षा - दूसरी

नाम - \_\_\_\_\_

दिनांक - \_\_\_\_\_

1. दिए गए शब्दों की सहायता से वाक्य पूरे कीजिए और चित्र में रंग भरिए -



जंगल, कान , सूँड,  
लंबे, गन्ने, दाँत  
केले

- क) यह एक \_\_\_\_\_ है।  
ख) हाथी \_\_\_\_\_ में रहता है।  
ग) हाथी के दो बड़े- बड़े \_\_\_\_\_ होते हैं।  
घ) इसकी एक \_\_\_\_\_ है ।  
ङ) हाथी \_\_\_\_\_ और \_\_\_\_\_ खाता है ।  
च) हाथी के दो \_\_\_\_\_ दिखाई देते हैं।
2. वर्णमाला लिखें और याद करें। ( 5 बार )  
3. सभी मात्राओं का अभ्यास करें ।  
4. चंद्र बिन्दु ( ँ ) और बिन्दु ( ं ) वाले 5 - 5 शब्द चित्र बनाकर या चिपकाकर लिखें।  
5. Work book में पेज संख्या 48-49 और 54 करें ।  
6. सभी कार्य A4 शीट पर करें।

शब्द बनाओ। बोलो और लिखो।

टोकरी पीला  
टोपी

तिल रंग गाना

शशि कागज आरी

चमचा पक्की

रूठ माला लाल

धरती मनु षटकोण

पक्ष त्रिशूल लय

प्रज्ञा पानी

पतंग तवा झरना लड़

दिशा बिल्ली

बकरी हानि याक

घ्याला जहाज़

कविता हाथी नीतू

वक हर्षाया

आम चाय कार्य